



1 Open the back panel to unfold the telescopic pole.



2 Lift the pole into a vertical position and slide it towards the centre of the base.



3 Close the panel, ensuring the pole is positioned correctly.




4 Open the front panel.




5 Pull the graphic up from the base.



6 Hang the top frame onto the hook.



7 Open both clips and raise the pole to the desired height.



8 Close the clips to lock in place. Close the front panel on the base.

• For more information on changing the image, see instruction leaflet

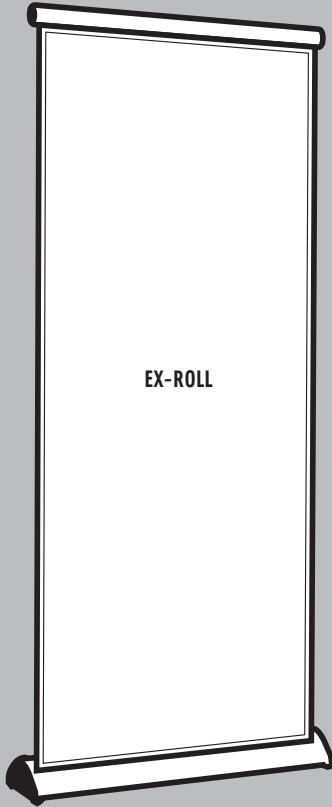
EX-ROLL



The ever popular roll-up banner has been innovatively re-engineered to create the dynamic Ex-Roll. The attached telescopic pole and unique fold-away system mean there are no loose parts!

Ex-Rolls are available double or single sided and the images are printed on non-curling material to present a consistently flat image. The images are easily interchangeable offering good value over time.

X - LARGE	▲ var - 2.5 m (8' 2")	▲ var - 2.2 m (7' 3")
	▶ 1.5 m (4' 11")	▶ 1.2 m (3' 11")
	■ 8.37 kg (18.4 lb)	■ 7.4 kg (16.3 lb)
MEDIUM	▲ var - 2.1 m (6' 11")	▲ var - 2 m (6' 3")
	▶ 1 m (3' 3")	▶ 0.85 m (2' 10")
	■ 6.07 kg (13.4 lb)	■ 5.0 kg (11 lb)



EX-ROLL

- X - LARGE
- ▲ var - 2.5 m (8' 2")
- ▶ 1.5m (4' 11")
- 📦 8.37 kg (18.4 lb)

- MEDIUM
- ▲ var - 2.1 m (6' 11")
- ▶ 1 m (3' 3")
- 📦 6.07 kg (13.4 lb)

- LARGE
- ▲ var - 2.2 m (7' 3")
- ▶ 1.2 m (3' 11")
- 📦 7.4 kg (16.3 lb)

- SMALL
- ▲ var - 2m (6' 3")
- ▶ 0.85 m (2' 10")
- 📦 5.0 kg (11 lb)



EX-ROLL

DOUBLE
OF
SINGLE
SIDED

ATTACHED
TELESCOPIC
POLE

NO
LOOSE
PARTS

INTER-
CHANGEABLE
GRAPHICS



The ever popular roll-up banner has been innovatively re-engineered to create the dynamic Ex-Roll. The attached telescopic pole and unique fold-away system mean there are no loose parts!

Ex-Rolls are available double or single sided